



Metric
Dec 2022

FLOWPOINT

KEYPAD WALKTHROUGH GUIDE



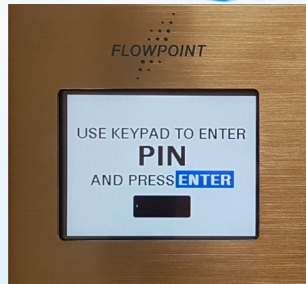


FLOWPOINT

Single Hose Display



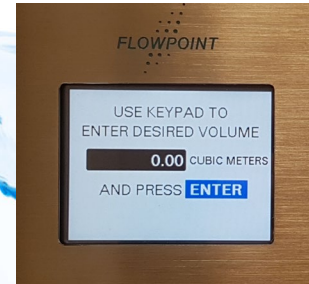
1. Using the Keypad, type in the Access code and then **ENTER**.



2. Enter in the associated PIN # and hit **ENTER**.



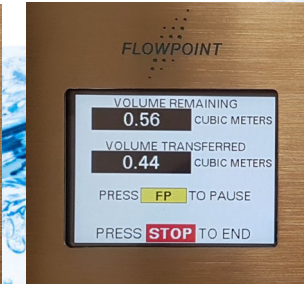
Invalid Access Code & PIN combination.



3. Access combo correct, enter in the desired volume and hit **ENTER**.



4. Hose Connected?, Yes Hit **START** to begin.



5. Users have the option to either **PAUSE** (120s max) or **STOP** a fill.

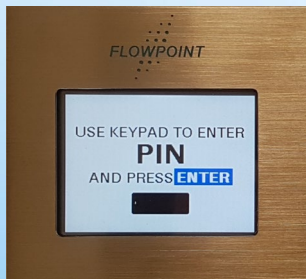


6. Fill Complete displays the Volume Dispensed and returns to the ready display.

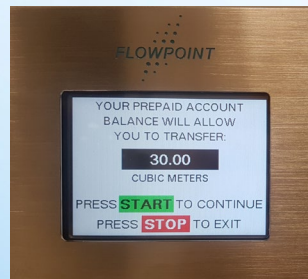
Single Hose - Pre-Pay Display



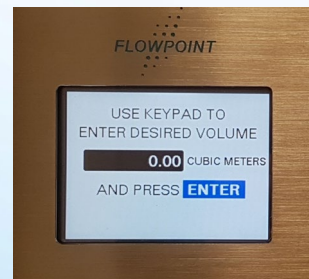
1. Using the Keypad, type in the Access code and then **ENTER**.



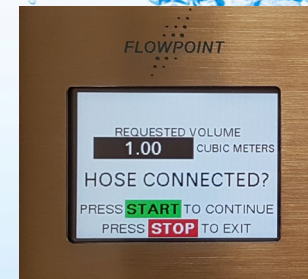
2. Enter in the associated PIN # and hit **ENTER**.



3. Users Pre-Paid Account Balance shown in Cubic Meters (m3).



4. Enter in the desired volume and hit **ENTER**.



5. Hose Connected?, Yes Hit **START** to begin.



6. Users have the option to either **PAUSE** (120s max) or **STOP** a fill.



7. Fill Complete displays the Volume Dispensed and returns to the ready display.